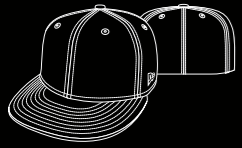



SILHOUETTE GUIDE



59FIFTY®



The 59FIFTY silhouette is a six panel fitted cap with a high blocked structured crown. All seams are taped and the bottom edge is top stitched to give a smooth finish. The cap has eight rows of visor stitching and a button on top.



59FIFTY®



The 59FIFTY Dogear uses the same crown and visor board as the 59FIFTY. The Flaps added to the bottom edge extend out from under the sweat band. When worn the earflaps extend past the wearers ears to their shoulders. A velcro strap is used to fasten the earflaps together under the chin or wrapped up above the crown.



39THIRTY



The 39THIRTY silhouette is a structured six panel stretch fitted cap. The crown is contoured to the wearer's head with eyelets on all panels. The cap has eight rows of visor stitching on a pre-curved visor.



HC39THIRTY
HIGH CROWN



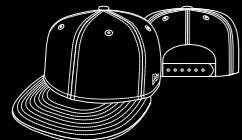
The HC39THIRTY silhouette is a six panel stretch fitted cap with a structured front. The front of the crown is slightly taller than the wearer's head with eyelets on all panels. The style also has eight rows of visor stitching on a slightly curved visor.



19TWENTY™



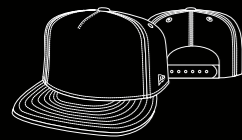
The 19TWENTY silhouette is a six panel fitted cap with a high unstructured crown. All seams are taped and the bottom edge is not stitched. The cap has six rows of visor stitching and a button on top.



9FIFTY



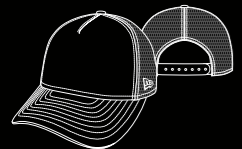
The 9FIFTY silhouette has the same crown and visor board as the 59FIFTY. The back panels are opened up to allow for an adjustable strap to be inserted. Velcro and plastic straps can be used.



9FIFTY



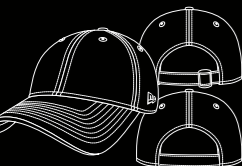
The 9FIFTY A-Frame silhouette has five panels and a square visor board. The back panels are open to allow for an adjustable strap to be inserted. Velcro and plastic straps can be used.



ADJUSTABLE



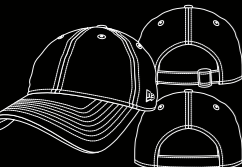
The A-Frame Adjustable trucker is a five panel cap with a pre-curved visor board. The back panels are opened up to allow for a plastic adjustable strap to be inserted.



9FORTY™



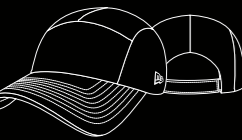
The 9FORTY silhouette is a six panel adjustable cap, with a structured front. The crown is contoured to the wearer's head with eyelets on all panels. The cap has eight rows of visor stitching on a pre-curved visor.



9TWENTY™



The 9TWENTY silhouette is a six panel unstructured adjustable cap. The crown is contoured to the wearer's head with eyelets on all panels. The cap has eight rows of visor stitching on a pre-curved visor.


















RUNNER



The Runner silhouette is a five panel unstructured adjustable cap. The crown is contoured to the wearer's head. The cap has eight rows of visor stitching on a pre-curved visor.

SIZE GUIDE

FITTED	6	6 ¹ / ₈	6 ¹ / ₄	6 ³ / ₈	6 ¹ / ₂	6 ⁵ / ₈	6 ³ / ₄	6 ⁷ / ₈	7	7 ¹ / ₈	7 ¹ / ₄	7 ³ / ₈	7 ¹ / ₂	7 ⁵ / ₈	7 ³ / ₄	7 ⁷ / ₈	8	8 ¹ / ₈	8 ¹ / ₄
INCHES	19	19 ³ / ₈	19 ³ / ₄	20 ¹ / ₈	20 ¹ / ₂	20 ⁷ / ₈	21 ¹ / ₄	21 ⁵ / ₈	22	22 ³ / ₈	22 ³ / ₄	22 ¹ / ₈	23 ¹ / ₂	23 ⁷ / ₈	24 ¹ / ₄	24 ⁵ / ₈	25	25 ³ / ₈	25 ³ / ₄
CENTIMETRES	48.2	49.2	50.1	51.1	52	53	53.9	54.9	55.8	56.8	57.7	58.7	59.6	60.6	61.5	62.5	63.5	64.5	65.4
 59FIFTY [®]								6 ⁷ / ₈	7	7 ¹ / ₈	7 ¹ / ₄	7 ³ / ₈	7 ¹ / ₂	7 ⁵ / ₈	7 ³ / ₄	7 ⁷ / ₈	8	8 ¹ / ₈	8 ¹ / ₄
 59FIFTY [®] WOMENS								6 ⁷ / ₈	7	7 ¹ / ₈	7 ¹ / ₄	7 ³ / ₈	7 ¹ / ₂	7 ⁵ / ₈	7 ³ / ₄				
 59FIFTY [®] KIDS	INFANT 6 SIZE			6 ³ / ₈	6 ¹ / ₂	6 ⁵ / ₈	6 ³ / ₄												
 39THIRTY	TODDLER - CHILD 0-4 YEARS			CHILD - YOUTH 4-12 YEARS			SMALL - MEDIUM			MEDIUM - LARGE			LARGE - XLARGE						
 HC39THIRTY HIGH CROWN								SMALL - MEDIUM			MEDIUM - LARGE			LARGE - XLARGE					
 19TWENTY [®]								6 ⁷ / ₈	7	7 ¹ / ₈	7 ¹ / ₄	7 ³ / ₈	7 ¹ / ₂	7 ⁵ / ₈	7 ³ / ₄	7 ⁷ / ₈	8	8 ¹ / ₈	8 ¹ / ₄
 9FIFTY SNAPBACK								SMALL - MEDIUM			MEDIUM LARGE			ONE SIZE FITS MOST					
 9FIFTY KIDS	INFANT 0-2 YEARS	TODDLER 2-4 YEARS		CHILD 4-6 YEARS		YOUTH 6-12 YEARS													
 9FIFTY A-FRAME SNAPBACK								SMALL - MEDIUM			MEDIUM LARGE			ONE SIZE FITS MOST					
 ADJUSTABLE A-FRAME ADJUSTABLE TRUCKER								ADULT - ONE SIZE FITS MOST											
 9FORTY ADJUSTABLE	INFANT 0-2 YEARS	TODDLER 2-4 YEARS		CHILD 4-6 YEARS		YOUTH 6-12 YEARS		ADULT - ONE SIZE FITS MOST											
 9FORTY WOMENS								ADULT - ONE SIZE FITS MOST											
 9TWENTY ADJUSTABLE	INFANT 0-2 YEARS	TODDLER 2-4 YEARS		CHILD 4-6 YEARS		YOUTH 6-12 YEARS		ADULT - ONE SIZE FITS MOST											
 9TWENTY WOMENS								ADULT - ONE SIZE FITS MOST											
 RUNNER								ADULT - ONE SIZE FITS MOST											